

PCT

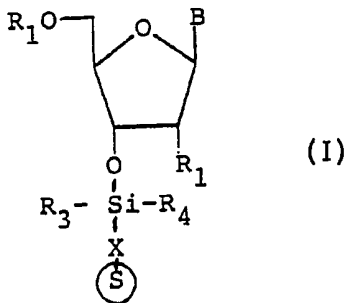
WORLD INTELLECTUAL PROPERTY ORGANIZATION
International Bureau



INTERNATIONAL APPLICATION PUBLISHED UNDER THE PATENT COOPERATION TREATY (PCT)

(51) International Patent Classification ⁵ : C07H 21/00, 21/02, 21/04	A1	(11) International Publication Number: WO 92/09615 (43) International Publication Date: 11 June 1992 (11.06.92)
(21) International Application Number: PCT/SE91/00797 (22) International Filing Date: 25 November 1991 (25.11.91) (30) Priority data: 9003743-3 26 November 1990 (26.11.90) SE (71) Applicant (for all designated States except US): PHARMACIA LKB BIOTECHNOLOGY AB [SE/SE]; S-751 82 Uppsala (SE). (72) Inventor; and (75) Inventor/Applicant (for US only): HOLMBERG, Lars [SE/SE]; Gläntvägen 6 B, S-752 56 Uppsala (SE). (74) Agents: SVANSTRÖM, Pär et al.; Kabi Pharmacia AB, S-751 82 Uppsala (SE).	(81) Designated States: AT (European patent), BE (European patent), CH (European patent), DE (European patent), DK (European patent), ES (European patent), FR (European patent), GB (European patent), GR (European patent), IT (European patent), JP, LU (European patent), NL (European patent), SE (European patent), US. Published With international search report.	

(54) Title: METHOD AND MEANS FOR OLIGONUCLEOTIDE SYNTHESIS



(57) Abstract

Support system for the synthesis of oligonucleotides wherein the first nucleoside is bound to the support via a silylether linkage, especially of formula (I) wherein B is a nucleoside or deoxynucleoside base. R₁ is a protecting group. R₂ is -H, -OH, or -OR₅, in which R₅ is a protecting group. R₃, R₄ and X each represent alkyl, aryl, cycloalkyl, alkenyl, aralkyl, cycloalkylalkyl, alkyloxy, aryloxy, cycloalkyloxy, alkenyloxy, aralkyloxy. S is a solid support, whereby not more than one of R₃, R₄ and X represent alkyloxy, aryloxy, cycloalkyloxy, alkenyloxy, aralkyloxy or cycloalkylalkyloxy.

FOR THE PURPOSES OF INFORMATION ONLY

Codes used to identify States party to the PCT on the front pages of pamphlets publishing international applications under the PCT.

AT	Austria	ES	Spain	MC	Madagascar
AU	Australia	FI	Finland	ML	Mali
BB	Barbados	FR	France	MN	Mongolia
BE	Belgium	GA	Gabon	MR	Mauritania
BF	Burkina Faso	GB	United Kingdom	MW	Malawi
BG	Bulgaria	GN	Guinea	NL	Netherlands
BJ	Benin	GR	Greece	NO	Norway
BR	Brazil	HU	Hungary	PL	Poland
CA	Canada	IT	Italy	RO	Romania
CF	Central African Republic	JP	Japan	SD	Sudan
CG	Congo	KP	Democratic People's Republic of Korea	SE	Sweden
CH	Switzerland	KR	Republic of Korea	SN	Senegal
CI	Côte d'Ivoire	LI	Liechtenstein	SU ⁺	Soviet Union
CM	Cameroon	LK	Sri Lanka	TD	Chad
CS	Czechoslovakia	LU	Luxembourg	TC	Togo
DE*	Germany	MC	Monaco	US	United States of America
DK	Denmark				

+ Any designation of "SU" has effect in the Russian Federation. It is not yet known whether any such designation has effect in other States of the former Soviet Union.

Method and means for oligonucleotide synthesis

The present invention relates generally to oligonucleotide synthesis and, particularly, to a new and improved way of attaching the first nucleoside to the solid support that enables oligonucleotides to be more easily and effectively synthesized, deprotected and purified.

Oligonucleotides are polymers built up by polycondensation of ribonucleoside (RNA) or deoxyribonucleoside (DNA) phosphates. The availability of synthetic oligonucleotides has revolutionized molecular biology research. Some of the most important applications of synthetic oligonucleotides are as primers for DNA-sequencing, as primers in the polymerase chain reaction (PCR), as probes for the identification and/or isolation of genes, as building blocks for gene synthesis, and as potential anti-viral compounds in the form of anti-sense oligonucleotides (Ref. 1-3).

Oligonucleotides can be assembled by repetitive addition of nucleotide monomers using solid-phase methods (Ref. 4). Since the introduction of solid-phase synthesis by Merrifield (Ref. 5), the following requirements have been worked out: (1) The solid support must be insoluble and preferably unswellable in the solvent used. (2) Functional groups on the solid support must allow covalent binding of the first nucleoside in a reproducible manner. (3) The solid support must be chemically inert to all reagents used during synthesis and deprotection.

A number of materials have been tested but the most commonly used today are controlled pore glass beads (CPG), silica, or polystyrene beads (Ref. 4).

The first 5'-protected nucleoside is attached to the support via an alkylamine spacer through the 3'-hydroxyl function. This is normally done by condensation of protected nucleoside 3'-succinate esters with the support-bound alkylamine (see fig. 1).

This means that four different supports are used, one for each nucleoside (A,C,G,T). Synthesis of oligonucleotides is today almost exclusively carried out by fully automated instruments, by the so called "Gene Machines".

The steps needed to carry out the addition of one nucleotide monomer to the growing chain on the solid support using the phosphoramidite method (Ref. 6-8) can be summarized as described below in what is normally referred to as the synthesis cycle, (see fig. 2). Other methods differ mainly in the nature of the phosphorous moiety (e.g. Phosphotriester (Ref. 11), H-phosphonate (Ref. 9-10) method).

1. Deprotection of the 5'-hydroxyl group in order to generate the parent hydroxyl compounds. This is normally done by treatment of the support with di- or trichloroacetic acid in an organic solvent (for removal of DMTr).
2. The support is washed in order to remove traces of acid.
3. The 5'-hydroxyl group is reacted with the 3'-phosphoramidite moiety of a properly protected incoming nucleotide (A,C,G or T) in the presence of an activator (e.g. tetrazole) to form a 3'-5'-phosphite triester.
4. Excess reagents are removed by washing with an appropriate solvent.

5. Unreacted 5'-hydroxyl groups are blocked as acetates (capping).
6. The capping reagents are removed by washing.
7. The phosphite triester is then oxidized to the corresponding phosphate triester. This is normally done by the action of aqueous iodine.
8. The oxidation reagents are removed by washing.

This process is repeated until the desired oligonucleotide sequence has been synthesized. The difference between the cycles is the nucleotide monomer used for coupling in step 3.

The efficiency of this process is very high. Often, coupling efficiencies above 99 % can be obtained. An inherent problem though associated with any polymer supported, repetitive synthesis is the stability of the growing oligonucleotide chain to the various reagents that are used during synthesis. One particularly troublesome problem is that of acid-catalysed depurination of deoxyadenosine (Ref. 12), and to a lesser extent deoxyguanosine units, during removal of 5'-protecting groups (detritylation). In this process the bond between the heterocyclic base and the deoxyribose unit is cleaved.

After synthesis, all protecting groups are removed and the oligonucleotide is cleaved from the solid support (Ref. 1). This is normally done by heating in concentrated aqueous ammonia at 50-60°C for several hours. During this treatment the chains will be cleaved at the points of depurination, thus generating shorter sequences. This can in turn cause serious problems during purification. Purification of oligonucleotides can be done by different methods of which electrophoresis and chromatography are the predominant

techniques used. Both ion exchange (IEX) and reversed phase chromatography (RPC) are powerful tools in this process. In RPC there are two basic alternatives namely trityl-on and trityl-off chromatography. In the first case the 5'-protecting groups (DMTr) is left intact at the end of the assembly. It is stable during deprotection and conditions used for purification. It is, due to the aromatic ring system, extremely hydrophobic in comparison with the oligonucleotide, and it can therefore be used as a hydrophobic handle during RPC purification. The product carrying DMTr will elute at a much higher concentration of organic modifier (CH_3CN or ethanol) than the corresponding product without DMTr. Unfortunately, shorter fragments also carrying DMTr are always found in the product mixture. They are formed either as a consequence of chain cleavage at points of depurination as described earlier or as a consequence of random chain cleavage during deprotection. The presence of these shorter fragments with DMTr cause problems during purification using trityl on RPC-chromatography.

By using a chromatography system which can generate a gradient it is possible to obtain a pure product for sequences of at least 100 bases in length. After collection of the product fraction the DMTr-group can be removed by treatment with acetic acid.

The present invention refers to a new way of attaching the first nucleoside to the solid support which is stable to the deprotection conditions but cleavable with a specific reagent. In this case all shorter fragments with DMTr formed during deprotection are easily removed by washing the support while the full-length product, also with DMTr, will still be immobilized. After cleavage from the solid support the product will be very simple to purify by RPC.

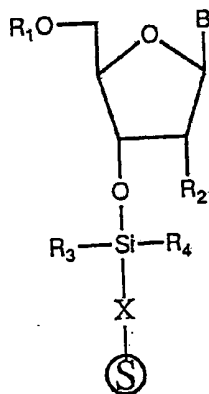
The present invention provides a unique solid support system especially useful in the synthesis of oligonucleotides. Specifically, the system of the present invention is characterized by its unique way of attaching the first nucleoside to the solid support. The stability of the linkage to the support is such that it is stable to all reagents used in the process, that is not only for synthesis but also for deprotection. It is nevertheless cleavable by use of very specific reagents. The parent 3'-hydroxy compound will be formed in the process. The system of the present invention is unique in several ways. It is not only a highly efficient system for synthesis of oligonucleotides but it also greatly simplifies the process of purification by trityl-on reversed phase chromatography. The reason for the simplified purification is due to the fact that the most difficult contaminants from a trityl-on RPC purification point of view (shorter fragments with DMTr) are cleaved from the solid support during the deprotection step. Since the full-length product (also with DMTr) is anchored to the support these contaminants can be removed by a simple washing procedure. The process of purification will in this case be simplified to that of separation of fragments without DMTr from the full-length product with DMTr. This can be achieved by using a very simple type of chromatography equipment consisting of a disposable RPC-carriage and buffers. This should be compared with the need to use a complex chromatography instrument when a conventional support system is used. The use of the new support system will also greatly reduce the time needed to perform the purification step. The present invention provides much more versatility than previously known support systems. The system is compatible with all oligonucleotide synthesis methods (both DNA and RNA) available today. It permits oligonucleotides to be completely deprotected while still anchored to the support.

Supports with immobilized oligonucleotides can in this form be used as hybridization affinity matrices. Some possible applications of such supports are: purification of mRNA, solid phase cDNA synthesis, purification of DNA-binding proteins, affinity purification of plasmids, as a support for gene assembly (from oligonucleotides) etc.

Even though the linkage between the first nucleoside and the support is completely stable to all synthesis and deprotection reagents, which includes both mild acid (deprotection with TCA/DCA) and mild base (deprotection with ammonia) it can still be cleaved selectively without affecting the oligonucleotide. This process is essentially quantitative.

The solid support system of the present invention comprises a solid support and a nucleoside covalent bonded to said support wherein the nucleoside can be selectively cleaved from the support by the action of a tetralkyl ammonium fluoride (Naked fluoride ion).

In the new support system of the present invention the first nucleoside is bound to the support via a silylether linkage and the system is preferably represented by the following formula (1).



SUBSTITUTE SHEET

Wherein B is a nucleoside or deoxynucleoside base; R_2 is -H, -OH, or OR_5 in which R_5 is a protecting group; R_1 is a protecting group; R_3 and R_4 taken separately each represent alkyl, aryl, cykloalkyl, alkenyl, aralkyl, cycloalkylalkyl, alkyloxy, aryloxy, cycloalkyloxy, alkenyloxy and aralkyloxy; X is an anchoring group used for covalent bonding to the support which is represented by alkyl, aryl, cycloalkyl, alkenyl, aralkyl, cycloalkylalkyl, alkyloxy, aryloxy, cycloalkyloxy, alkenyloxy, aralkyloxy and cycloalkylalkyloxy; and S is a solid support. Taken together maximally one of R_3 , R_4 and X-S represent alkyloxy, aryloxy, cycloalkyloxy, alkenyloxy, aralkyloxy, and cycloalkylalkyloxy. Preferred are systems where R_1 is a trityl, monomethoxy trityl, dimethoxytrityl or pixyl, group B is preferably adenine, guanine, cytosine, uracil, thymine, or inosine. Preferred are also systems in which one of R_3 , R_4 and X-S is a tertiary alkyl or tertiary alkyloxy group, especially with ≤ 10 carbon atoms. The other two of R_3 , R_4 and X-S are preferably alkyl, aryl, alkyloxy, or aryloxy groups.

The oligonucleotide synthesis method of the present invention comprises (a) selection of a solid support (b) attachment of the first nucleoside via a silylether according to formulae 1(c) blocking of excess reactive groups on the solid support (d) condensation of nucleotides onto the first nucleoside on the support to synthesize an oligonucleotide (e) removal of all protecting groups on the oligonucleotide except the 5'-protecting group, for instance a 5'-dimethoxytrityl group and cleavage of apurinic sites formed during acid-catalysed deprotection (f) selective cleavage of the oligonucleotide from the support by reaction for instance with a tetraalkylammonium fluoride or hydroxide and (g) purification of the oligonucleotide by reversed phase chromatography, using the 5'-protecting group as an affinity handle.

The present invention accordingly provides a unique solid support system that enables convenient and versatile synthesis

and purification of oligonucleotides. It comprises a solid support and a silylated nucleoside covalently bound to said support via one of the silicon substituents.

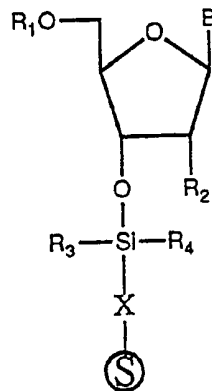
The development of this solid support system is of particular significance. It enables convenient synthesis of oligonucleotides and facilitates purification of full length products. The purification is simplified since contaminants that are formed as a consequence of acid-catalysed depurination during synthesis are removed while the product is still anchored to the support. This occurs during the deprotection step when all groups protecting different functions of the oligonucleotide is removed, after synthesis has been completed. The product can at this stage be cleaved selectively by the action of tetraalkylammonium fluorides or hydroxides and purified by chromatography on a simple RPC-cartridge. In addition, this solid support system can be used to facilitate the immobilization of DNA or RNA complementary to the sequence synthesized on the support. The large number of application of the solid support system from an affinity matrix point of view will be apparent to one skilled in the art.

A wide range of porous as well as non-porous solid supports can be used as supports in methods according to the present invention. The group of preferred supports includes organic as well as inorganic materials and comprises polystyrenes, cross-linked polystyrenes, silica, polysaccharides, cross-linked polysaccharides and various glasses.

The solid supports should of course be stable to conditions used for oligonucleotide synthesis and deprotection. They are derivatised to contain reactive groups necessary to effectuate covalent bonding of a nucleoside silyl ether via one of the silicon substituents. Reactive groups that can be used for this purpose are for instance hydroxyl, carboxyl amino, and thiol groups. Hydroxyl groups on the support may

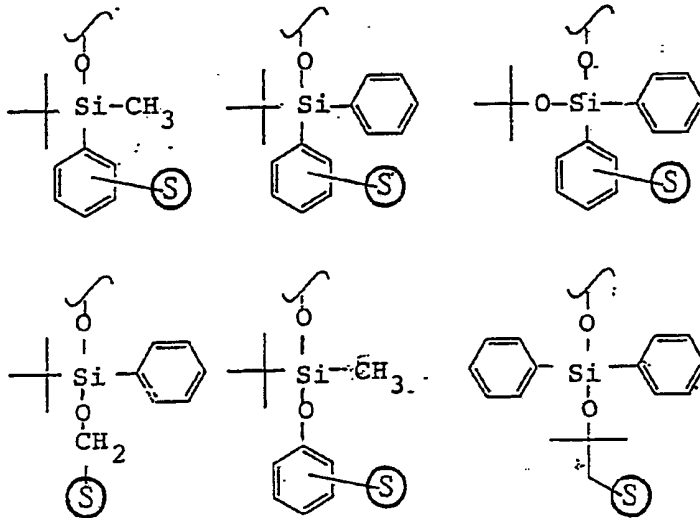
be reacted with a chlorosilane function of a derivatised nucleoside. Alternatively the support can be derivatised with amino groups which can be reacted with a carboxyl or epoxy group of one of the silicon substituents of the derivatised nucleoside. There are many other methods of attaching the silylated nucleoside to the support via one of the silicon substituents. This can be readily realized by one of ordinary skill in the art. Before the solid support system can be used to synthesize oligonucleotides, reactive groups must be blocked on the support as well as the nucleoside. This is important in order to avoid side reactions during synthesis. In the case of the nucleoside this is easily accomplished by converting the exocyclic amines to amides or amidines and the 5'-hydroxyl group to the corresponding dimethoxytritylether. Blocking of the reactive groups on the support will be dependent on the support system employed and will be apparent to one of ordinary skill in the art.

The solid support system of the present invention may have many embodiments. All of these however have one feature in common. They have a linkage between the first base and the solid support which is a silyl ether which can be cleaved by the action of tetralkylammonium fluorides (or their known equivalents), according to formulae (1):



SUBSTITUTE SHEET

Wherein B is a nucleoside or deoxynucleoside base; R_2 is -H, -OH, or OR_5 in which R_5 is a protecting group; R_1 is a protecting group; R_3 and R_4 taken separately each represent alkyl, aryl, cykloalkyl, alkenyl, aralkyl, cycloalkylalkyl, alkyloxy, aryloxy, cycloalkyloxy, alkenyloxy and aralkyloxy; X is an anchoring group used for covalent bonding to the support which is represented by alkyl, aryl, cycloalkyl, alkenyl, aralkyl, cycloalkylalkyl, alkyloxy, aryloxy, cycloalkyloxy, alkenyloxy, aralkyloxy and cycloalkylalkyloxy; and S is a solid support. Taken together maximally one of R_3 , R_4 and X-S represent alkyloxy, aryloxy, cycloalkyloxy, alkenyloxy, aralkyloxy, and cycloalkylalkyloxy. Preferred are systems where R_1 is a trityl, monomethoxy trityl, dimethoxytrityl or pixyl group, B is preferably adenine, guanine, cytosine, uracil, thymine, or inosine. Preferred are also systems in which one of R_3 , R_4 and X-S is a tertiary alkyl or tertiary alkyloxy group. The other two of R_3 , R_4 and X-S are preferably alkyl, aryl, alkyloxy, or aryloxy groups. Preferred systems of the present invention are exemplified but not limited to the following systems.



The present invention is illustrated by the following examples.

Example 1

Synthesis of 5'-O-Dimethoxytrityl-3'-O-(tert butyl-4-glycidoxyphenyl-phenyl)-silyl-2'-deoxythymidine and its attachment to a solid support derivatised with amino groups.

P-allyloxyphenyl-t-butyl-phenyl-chlorosilane (1)

4-Bromophenyl-allylether (4,26 g, 20 mmol) was dissolved in 1,2-dimethoxyethane (40 ml) under a nitrogen atmosphere. The mixture was cooled to -78°C (dry-ice/ethanol) and butyllithium (1,6 M in hexane, 20 mmol) was added while stirring by pressurising the butyllithium-bottle with dry nitrogen. Soon after the addition a white precipitate was formed (4-lithio-phenyl-allyl-ether). After 30 min t-butyl-phenyl-dichlorosilane (4,66 g, 20 mmol) was added and the mixture was slowly allowed to reach room temperature. The resulting mixture was filtered over dry sodium sulfate (to remove lithium chloride) and evaporated to dryness on a rotary evaporator. The resulting oil was purified by fractional distillation, bp 147-155°C (1 mm Hg), yield: 1,88 g (38 %).

5'-O-Dimethoxytrityl-3'-O(allyloxyphenyl-t-butyl-phenyl)-silyl-2'-deoxythymidine (2)

5'-O-dimethoxytrityl-2-deoxythymidine (1,09 g, 2,0 mmol) and imidazole (0,27 g, 4,0 mmol) was coevaporated twice with dry pyridine (10 ml). The mixture was then dissolved in dry pyridine (25 ml). The monochlorosilane (1,0 g, 3,0 mmol) was added and the reaction was allowed to proceed at 50°C over night. The reaction was followed by TLC (toluene/ethylacetate 1:1).

The reaction mixture was evaporated to dryness, dissolved in methylene chloride, washed with 10 % sodiumbicarbonate, dried over sodium sulfate, filtered and evaporated. The

resulting syrup was purified by flash chromatography (toluene/ethylacetate 3:1 containing 1 % pyridine). Yield: 1,50 g (89,5 %).

5'-O-Dimethoxytrityl-3'-O-(tert-butyl-p-glycidoxyphenyl-phenyl)-silyl-2'-deoxythymidine (3)

5'-O-Dimethoxytrityl-3'-O-((p-allyloxyphenyl)-tert-butyl-phenyl)-silyl-2'-deoxythymidine (0,50 g, 0,60 mmol) was dissolved in chloroform (10 ml). Sodium bicarbonate (100 mg) was added to the stirred mixture followed by m-chloroperbenzoic acid (85 %, 120 mg, 0,60 mmol). The reaction was allowed to proceed at room temperature for several days. The mixture was diluted with chloroform and washed with 0,1 M sodium hydroxide, 0,5 M sodium bicarbonate, dried over sodium sulfate, and evaporated.

The residue was then purified by flash chromatography (toluene-ethylacetate 4:1, containing 1 % pyridine). Yield: 52 mg (10 %) as a mixture of stereoisomers.

Attachment of glycidylether (3) to a solid support derivatised with primary amino groups (4)

Glycidylether (3) (15 mg) was dissolved in ethanol (6 ml). This solution was added to amino derivatised polystyrene beads (500 mg, 200 $\mu\text{mol NH}_2/\text{g}$). The suspension was shaken at 40°C over night. The support was filtered and washed with ethanol (50 ml) and acetonitrile (50 ml).

The support was suspended in acetonitrile (10 ml), and a mixture of 4-dimethylaminopyridine (3 % W/V), acetic anhydride (10 % V/V) and sym-collidine (15 % V/V) in acetonitrile (10 ml) was added in order to block excess primary amino groups on the support and the secondary amino groups generated by aminolysis of the glycidyl ether. After 30 min at

room temperature the support was washed with acetonitrile, ethanol, and dried with diethylether. Dimethoxytrityl release from the support indicated a degree of substitution of 5,7 $\mu\text{mol/g}$.

Example 2

Synthesis of 5'-O-Dimethoxytrityl-3'-O((p-glycidoxy-phenyl)-tert-butyl-methyl)-silyl-2'-deoxythymidine and its attachment to a solid support derivatised with amino groups.

P-allyloxyphenyl-t-butyl-methyl-chlorosilane (5)

4-Bromophenyl-allylether (8,7 g, 41 mmol) was dissolved in dry 1,2-dimethoxyethane (100 ml) under an atmosphere of dry nitrogen. The mixture was cooled to -78°C (dry-ice-ethanol). Butyllithium (1,6 M in hexane, 40 mmol) was added by pressurising the butyllithium bottle with dry nitrogen. Soon after the addition a white precipitate was formed (4-lithio-phenyl-allylether). After 30 min tert-butyl-methyl dichlorosilane (3,4 g, 20 mmol) was added dissolved in 1,2-dimethoxyethane. The mixture was allowed to reach room temperature slowly. The solution was filtered over Na_2SO_4 , and evaporated to dryness. The residue was purified by fractional distillation to give the title compound (5). Yield: 4,2 g b.p. $91-95^{\circ}\text{C}$.

5'-O-Dimethoxytrityl-3'-O((p-allyloxyphenyl)-tert-butyl-methyl)-silyl-2'-deoxythymidine (6)

5'-O-Dimethoxytrityl-2'-deoxythymidine (1,0 g, 1,8 mmol) and imidazole (260 mg, 3,9 mmol) was coevaporated twice with dry pyridine (10 ml). The residue was dissolved in dry pyridine (25 ml) and monochlorosilane (5) was added (0,73 g, 2,7 mmol). The reaction was allowed to proceed at 50°C over night. The reaction mixture was evaporated to dryness, dissolved in

methylene chloride, washed with sodiumbicarbonate (10 %), dried over sodium sulfate, filtered, and evaporated. Purification by flash chromatography (toluene: ethyl acetate 3:1 containing 1 % pyridine gave (6), 0,28 g (18 %). The yield was low due to loss of 5'-Dimethoxytrityl-groups during evaporation prior to purification (evaporator contaminated).

5'-O-Dimethoxytrityl-3'-O(tert-butyl-(p-glycidoxy-phenyl)-methyl)-silyl-2'-deoxythymidine (7)

5'-O-Dimethoxytrityl-3'-O((p-allyloxyphenyl)-t-butyl-methyl)-silyl-2'-deoxythymidine (50 mg, 64 μ mol) was dissolved in chloroform (1 ml). Sodiumbicarbonate (11 mg, 130 μ mol) and m-chloroperbenzoic acid (85 %, 13 mg, 64 μ mol) were added and the reaction mixture was stirred at room temperature for several days (weekend). The reaction mixture was diluted with chloroform, washed with sodium hydroxide (0,1 M), washed with sodium bicarbonate (0,5 M), dried over sodium sulfate, filtered and evaporated to dryness. The residue was purified by flash chromatography to give (7) as a stereoisomeric mixture. Yield: 4,6 mg (9 %).

Attachment of glycidylether (7) to a solid support derivatised with amino groups (8)

Glycidylether (7) (4,6 mg) was dissolved in ethanol (2 ml) and added to amino derivatised polystyrene beads (162 mg). The reaction was allowed to proceed at 40°C over night. The support was filtered and washed with ethanol and acetonitrile. The support was suspended in acetonitrile (3 ml) and a mixture of 4-dimethyl-aminopyridine (3 % W/V), acetic anhydride (10 % V/V), collidine (15 % V/V) in acetonitrile (3 ml) was added. After shaking at room temperature for 30 min the support was filtered, washed with acetonitrile, ethanol and dried with diethylether. Dimethoxytrityl release from the support indicated a degree of substitution of 5,0 μ mol/g.

Example 3

Synthesis of 5'-O-Dimethoxytrityl-3'-O-(tert-butyl-imidazolyl-phenyl)-silyl-2'-deoxythymidine and its attachment to a solid support derivatised with hydroxyl groups (9).

5'-O-Dimethoxytrityl-2'-deoxythymidine (100 mg, 0,18 mmol) and imidazole (35 mg, 0,5 mmol) was coevaporated twice with dry pyridine (5 ml). The residue was dissolved in dry pyridine (2,0 ml). After addition of t-butyl-phenyl-dichlorosilane (38 μ l, 0,18 mmol) the reaction was allowed to proceed at room temperature for 2 h when TLC (toluene: ethyl acetate 1:1) revealed that the reaction was complete. The reaction mixture was added to polystyrene beads derivatised with hydroxyl groups (500 mg) which had previously been washed with pyridine. The reaction mixture was shaken over night at room temperature. The support was filtered and washed with pyridine, ethanol and dried with diethylether.

It was then treated with a mixture of 4-dimethyl-aminopyridine (3 % W/V), acetic anhydride (10 % V/V) and sym collidine (5 % V/V) in acetonitrile (4 ml). After 15 min at room temperature the support was washed with acetonitrile, ethanol, and dried with diethylether. Dimethoxytrityl release from the support indicated a degree of substitution of 27 μ mol/g.

Example 4

Synthesis of 5'-O-dimethoxytrityl-3'-O-(tert-butyl-(3-chloropropyl)-methyl)-silyl-2'-deoxythymidine and its attachment to a support derivatised with aminogroups.

Tert-butyl-3-chloropropyl-methyl-chlorosilane (10)

3-chloropropyl-methyl-dichlorosilane (4,0 ml, 25 mmol) was dissolved in dry petroleum ether (20 ml) and cooled to 0°C.

Tert-butyl lithium (1,7 M in pentane, 15 ml, 25 mmol) was added under an atmosphere of dry nitrogen. After the addition the reaction mixture was allowed to reach room temperature. After 1 h the reaction mixture was filtered over dry sodium sulfate (removal of lithium chloride) and evaporated. Fractional distillation afforded pure (10), 3,9 g (73 %), bp: 68-72°C (5 mm).

5'-O-Dimethoxytrityl-3'-O-(tert-butyl-(3-chloropropyl)-methyl)-silyl-2'-deoxythymidine (11)

5'-O-Dimethoxytrityl-2'-deoxythymidine (545 mg, 1 mmol) was evaporated twice with dry pyridine (5 ml). The residue was dissolved in dry pyridine (3 ml). Imidazole (150 mg, 2,2 mmol) and tert-butyl-(3-chloropropyl)-methyl-chlorosilane (23 mg, 11 mmol) was added and the reaction mixture was stirred at 50°C over night. The mixture was evaporated to dryness and purified by flash chromatography (toluene: ethyl acetate 3:1 containing 1 % pyridine) to give pure (11), 0,54 g (75 %) as a mixture of stereoisomeres.

Attachment of 3-chloropropyl-silyl ether (11) to a support derivatised with amino groups

The 3-chloropropyl-silyl ether (11) (15 mg, 20 µmol) was dissolved in N,N-dimethyl formamide (0,5 ml) containing a catalytic amount of tetra n-butyl-ammonium Iodide. This solution was added to a solid support derivatised with amino groups polystyrene beads (100 mg). The mixture was shaken at 50°C over night. The support was filtered and washed with DMF, methanol, and dried with diethylether. It was then treated with a mixture of 4-dimethyl amino pyridine (3 % V/V), acetic anhydride (10 % V/V and sym-collidine (15 % V/V)) in acetonitrile (4 ml). After 15 min at room temperature the support was filtered and washed with acetonitrile, ethanol and dried with diethyl ether. Dimethoxytrityl release from the support indicated a degree of substitution of 8 µmol/g.

Example 5Synthesis, deprotection and cleavage of oligonucleotides on support (4)

Support (4) was packed in reaction columns for use in Gene AssemblerTM Plus (20 mg, 0,11 μmol). Oligonucleotides were synthesized using the standard 0,2 μmol reaction cycle using PAC-amidites. Average coupling efficiencies were in the range of 99,0-99,5 % as judged by dimethoxytrityl release in the beginning on each cycle. The dimethoxytrityl group at the 5'-end was left intact after completion of the synthesis. The reaction column was placed in an Eppendorf tube and centrifuged for 1-2 min at 3000 rpm in order to dry the support. Concentrated ammonia (1,0 ml) was added and the tube was centrifuged once more in order to let the liquid penetrate the interior of the reaction column. The tube was heated at 70°C for 60 min. The reaction column was placed in a second tube and centrifuged. The ammonia solutions were combined and analysed by reversed phase chromatography. It contained besides the protecting groups the shorter oligomeres carrying DMTr-groups resulting from cleavage of the apurinic sites formed during synthesis. The column reactor was washed with water, ethanol and dried with diethyl ether. Cleavage of the oligonucleotide from the support was accomplished by treatment with either 0,1 M TBAF in DMF (1,0 ml) at 70°C for 30 min or 1,0 M NaOH (1,0 ml) at 70°C for 15 min.

Example 6Purification of an oligonucleotide (18-mer) made on support (4) after cleavage with 0,1 M TBAF in DMF

The TBAF solution (1,0 ml) was applied to an anion exchange column (Mono Q^(R)) which had been equilibrated with 0,5 M NaCl. After washing with 0,5 M NaCl (removal tetrabutylammonium ions and DMF) the oligonucleotide mixture was

eluted with 3,0 M NaCl (2,5 ml). An aliquot of this mixture was analysed by reversed phase chromatography. Purification was accomplished using a disposable RPC cartridge, and comprised the following steps:

1. Loading of the oligonucleotide.
2. Washing with acetonitrile (16,5 %) in 0,1 M triethyl ammonium acetate, pH 7,0. This removes all material without DMTr-groups.
3. Washing with water.
4. Treatment with 1 % TFA/H₂O for 4 min. in order to remove the 5'-DMTr-group.
5. Washing with water.
6. Elution of the product with acetonitrile (16,5 %) in 0,1 M triethyl ammonium acetate, pH 7,0.

The purified material was then analysed by RPC, to give a homogenous product.

Example 7

Purification of two oligonucleotides (20 and 50-meres) made on support (4) after cleavage with 1,0 M NaOH

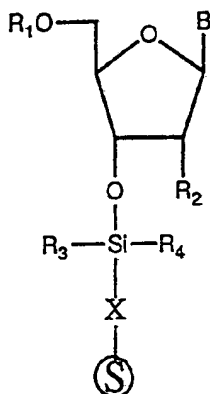
Aliquots of the NaOH-solutions were analysed directly by reversed phase chromatography. The 50-mere was purified using a disposable RPC-cartridge (see Example 6). The purified material was then analysed by reversed phase chromatography to give a nearly (>97 %) homogenous product.

References

1. R.W. Ellis, *Pharmaceutical Research*. 3 (1986) 195.
2. J.W. Engels, E. Uhlmann, *Angew. Chem. Int. Ed. Engl.* 28 (1989) 716.
3. G. Zon, *Pharmaceutical Research*. 5 (1988) 539.
4. M.J. Gait, *Oligonucleotide synthesis - a practical approach*, IRL press, Oxford, England.
5. R.B. Merrifield, *J. Am. Chem. Soc.* 85 (1963) 2149.
6. S.L. Beaucage, M.H. Caruthers, *Tetrahedron Lett.* 22 (1981) 1859.
7. N.D. Sinha, J. Biernat, H. Köster, *Tetrahedron Lett.* 24 (1983) 5843.
8. J.C. Shulhof, D. Molko, R. Teoule, *Nucleic Acids Res.* 15 (1987) 397.
9. B.C. Froehler, P.G. Ng, M.D. Matteucci, *Nucleic Acids Res.* 14 (1986) 5399.
10. P.J. Garegg, I. Lindh, T. Regberg, J. Stawinski, R. Strömberg, C. Henrichsson, *Tetrahedron Lett.* 27 (1986) 4051.
11. A.M. Michelson, A.R. Todd, *J. Chem. Soc.* (1955) 2632.
12. H. Schaller, H.G. Khorana, *J. Am. Chem. Soc.* 85 (1963) 3828.

Claims

1. Support system for the synthesis of oligonucleotides characterized in that the first nucleoside is bound to the support via a silylether linkage.
2. Support system according to claim 1, characterized by having the formula



wherein

B is a nucleoside or deoxynucleoside base.

R₁ is a protecting group.

R₂ is -H, -OH, or -OR₅, in which R₅ is a protecting group.

R₃, R₄ and X each represent alkyl, aryl, cycloalkyl, alkenyl, aralkyl, cycloalkylalkyl, alkyloxy, aryloxy, cycloalkyloxy, alkenyloxy, aralkyloxy.

S is a solid support,

whereby not more than one of R₃, R₄ and X represent alkyloxy, aryloxy, cycloalkyloxy, alkenyloxy, aralkyloxy or cycloalkylalkyloxy.

3. Support system according to claim 2, characterized in that

R₁ is trityl, monomethoxy trityl, dimethoxytrityl or pixyl.

B is adenine, guanine, cytosine, uracil, thymine, or inosine.

4. Support system according to claims 2 or 3 characterized in that
 - R₃ is an aryl group.
 - X is an alkyl or alkyloxy chain.
 - R₄ is a tertiary alkyl or tertiary alkyloxy group.

5. Method for synthesis of oligonucleotides on a solid support (S) characterized in that the first nucleoside is bound to the solid support (S) via a silylether linkage, and by the following steps
 - (i) condensation of nucleotides onto the first nucleoside

 - (ii) removal of all protecting groups on the oligonucleotide except the 5'-protecting group and cleavage of apurinic sites formed during acid-catalysed deprotection

 - (iii) selective cleavage of the oligonucleotide from the support

 - (iv) purification of the oligonucleotide by reversed phase chromatography, using the 5'-protecting group as an affinity handle.

6. Method according to claim 5, characterized in that the 5'-protecting group is dimethoxytrityl.

7. Method according to claim 6, characterized in that the cleavage reaction (iii) is carried out by using tetraalkylammonium fluoride or hydroxide.

8. Method according to any of claims 5-7 characterized in that a support system of any of claims 2-4 is utilized.

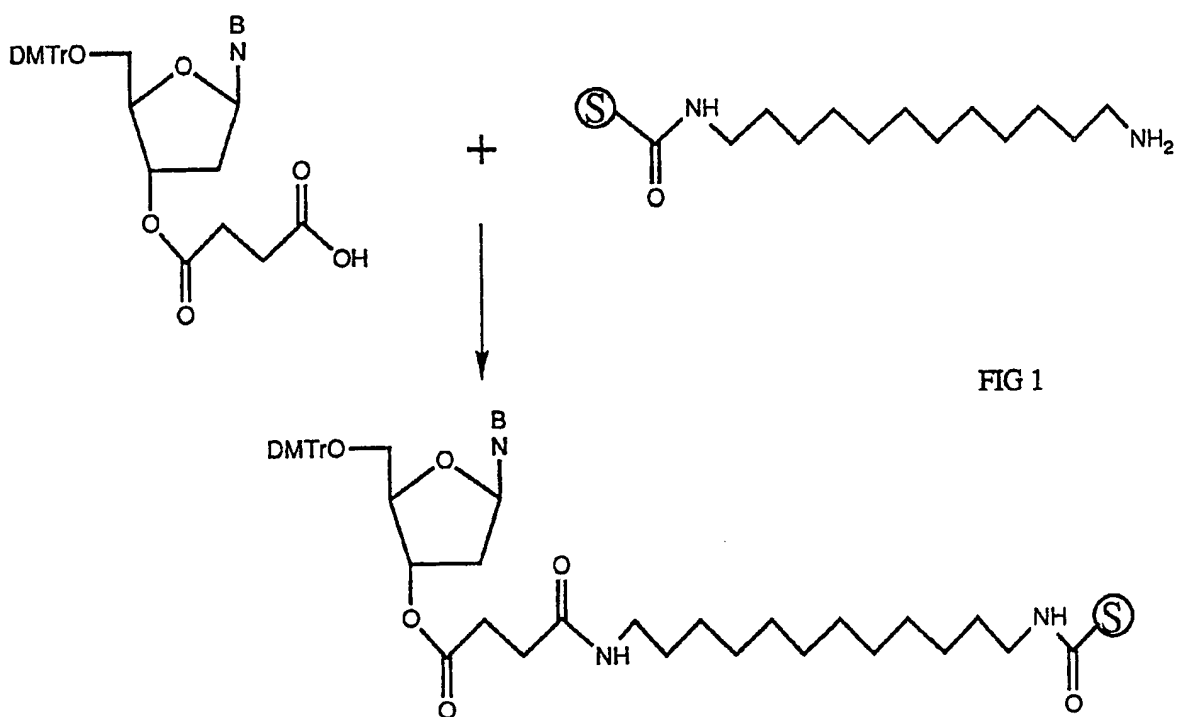


FIG 1

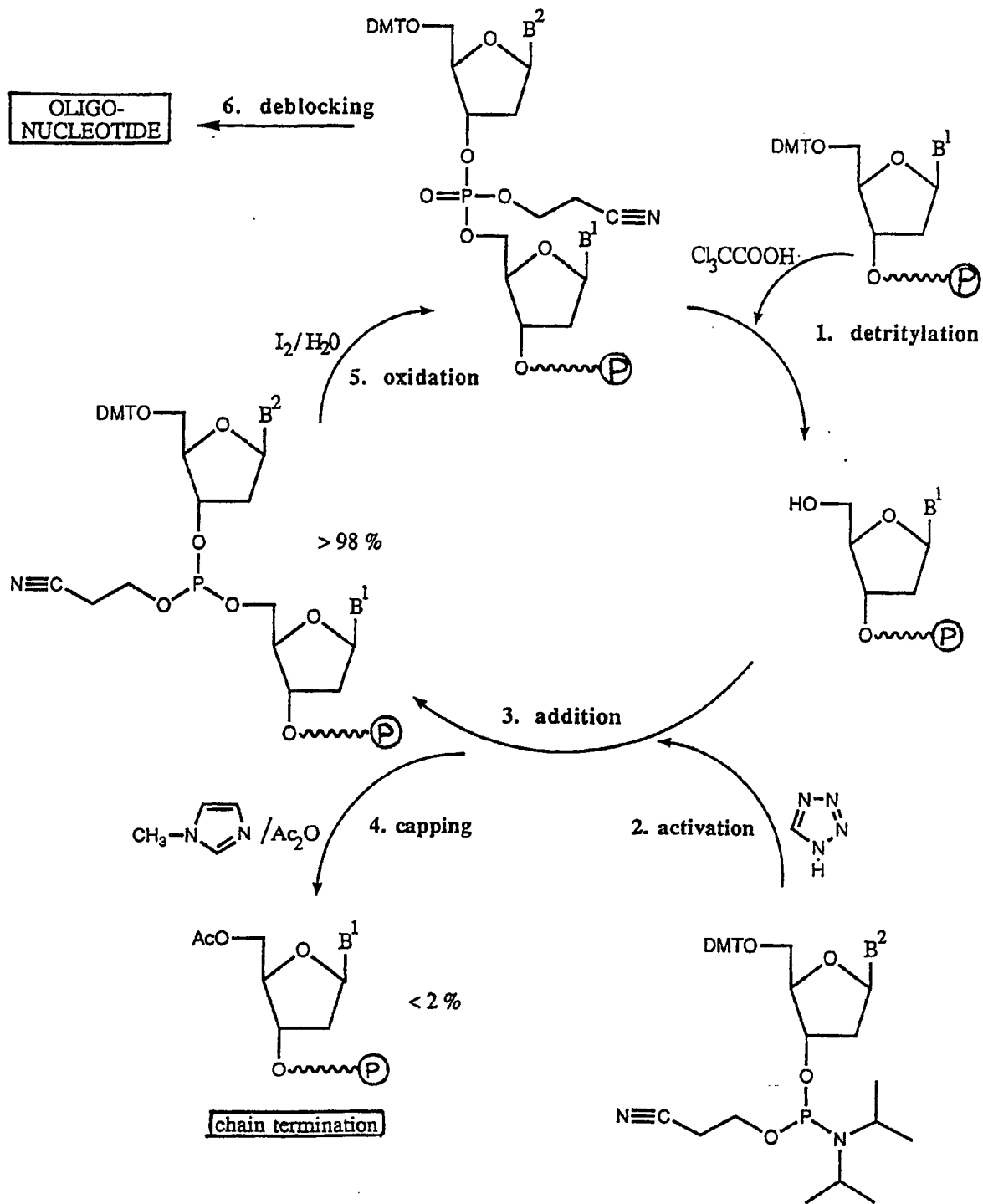
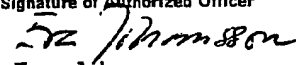


FIG. 2

INTERNATIONAL SEARCH REPORT

International Application No **PCT/SE 91/00797**

I. CLASSIFICATION OF SUBJECT MATTER (if several classification symbols apply, indicate all) ⁶		
According to International Patent Classification (IPC) or to both National Classification and IPC		
IPC5: C 07 H 21/00, 21/02, 21/04		
II. FIELDS SEARCHED		
Minimum Documentation Searched ⁷		
Classification System	Classification Symbols	
IPC5	C 07 H	
Documentation Searched other than Minimum Documentation to the extent that such Documents are Included in Fields Searched ⁸		
SE,DK,FI,NO classes as above		
III. DOCUMENTS CONSIDERED TO BE RELEVANT⁹		
Category *	Citation of Document, ¹¹ with indication, where appropriate, of the relevant passages ¹²	Relevant to Claim No. ¹³
A	FR, A1, 2529892 (TRANSGENE SA) 13 January 1984, see the whole document --	1-8
A	EP, A1, 0208599 (ROUSSEL-UCLAF) 14 January 1987, see the whole document --	1-8
A	EP, A2, 0035719 (UNIVERSITY PATENTS, INC.) 16 September 1981, see the whole document --	1-8
A	ANGEW. CHEM. INT. ED. ENGL., Vol. 28, 1989 Joachim W. Engels et al.: "Gene Synthesis", see page 716 - page 734 -- -----	1-8
<p>* Special categories of cited documents: ¹⁰</p> <p>"A" document defining the general state of the art which is not considered to be of particular relevance</p> <p>"E" earlier document but published on or after the international filing date</p> <p>"L" document which may throw doubts on priority claim(s) or which is cited to establish the publication date of another citation or other special reason (as specified)</p> <p>"O" document referring to an oral disclosure, use, exhibition or other means</p> <p>"P" document published prior to the international filing date but later than the priority date claimed</p> <p>"T" later document published after the international filing date or priority date and not in conflict with the application but cited to understand the principle or theory underlying the invention</p> <p>"X" document of particular relevance, the claimed invention cannot be considered novel or cannot be considered to involve an inventive step</p> <p>"Y" document of particular relevance, the claimed invention cannot be considered to involve an inventive step when the document is combined with one or more other such documents, such combination being obvious to a person skilled in the art.</p> <p>"&" document member of the same patent family</p>		
IV. CERTIFICATION		
Date of the Actual Completion of the International Search	Date of Mailing of this International Search Report	
18th February 1992	1992 -02- 2 1	
International Searching Authority	Signature of Authorized Officer	
SWEDISH PATENT OFFICE	 Eva Johansson	

**ANNEX TO THE INTERNATIONAL SEARCH REPORT
ON INTERNATIONAL PATENT APPLICATION NO. PCT/SE 91/00797**

This annex lists the patent family members relating to the patent documents cited in the above-mentioned international search report.
The members are as contained in the Swedish Patent Office EDP file on **30/12/91**
The Swedish Patent Office is in no way liable for these particulars which are merely given for the purpose of information.

Patent document cited in search report	Publication date	Patent family member(s)	Publication date
FR-A1- 2529892	84-01-13	NONE	
EP-A1- 0208599	87-01-14	CA-A- 1273589	90-09-04
		FR-A-B- 2584090	87-01-02
		JP-A- 62042998	87-02-24
		US-A- 4812512	89-03-14
EP-A2- 0035719	81-09-16	AT-E- 7702	84-06-15
		AU-B- 542967	85-03-28
		AU-B- 550148	86-03-06
		AU-D- 6794281	81-09-03
		AU-D- 6794381	81-09-03
		CA-A- 1159052	83-12-20
		CA-A- 1168229	84-05-29
		CA-C- 1200771	86-02-18
		CA-C- 1203968	86-05-06
		EP-A-B- 0035255	81-09-09
		EP-A- 0097805	84-01-11
		EP-A-B- 0173356	86-03-05
		JP-C- 1484971	89-03-14
		JP-B- 2059158	90-12-11
		JP-A- 3027395	91-02-05
		JP-A- 56133299	81-10-19
		JP-A- 56138199	81-10-28
		JP-A- 63225395	88-09-20
		US-A- 4458066	84-07-03
		US-A- 4500707	85-02-19